



US00D990895S

(12) **United States Design Patent**
Smith

(10) **Patent No.:** **US D990,895 S**

(45) **Date of Patent:** **** Jul. 4, 2023**

(54) **BRUSH ASSEMBLY**

(71) Applicant: **Imani Smith**, Sherman Oaks, CA (US)

(72) Inventor: **Imani Smith**, Sherman Oaks, CA (US)

(**) Term: **15 Years**

(21) Appl. No.: **29/801,186**

(22) Filed: **Jul. 27, 2021**

(51) **LOC (14) Cl.** **04-02**

(52) **U.S. Cl.**

USPC **D4/132**

(58) **Field of Classification Search**

USPC D4/100, 114, 121, 127, 128, 130, 132,
D4/133, 134, 135, 136, 137, 138, 199;
D28/7, 20, 76

CPC A46B 9/023; A46B 2200/104; A46B 5/02;
A46B 9/02; A46B 7/04; A46B 15/0095;
A46B 15/0097

See application file for complete search history.

(56) **References Cited**

U.S. PATENT DOCUMENTS

3,276,062 A * 10/1966 Palumbo B01L 99/00
15/207.2
D381,206 S * 7/1997 Mannino D4/104

D401,419 S * 11/1998 Hartmann D4/135
6,453,909 B1 * 9/2002 De Laforcade A45D 19/026
132/114
10,368,630 B2 * 8/2019 Jones A46B 9/10
2023/0035204 A1 * 2/2023 Smith A46B 17/04

* cited by examiner

Primary Examiner — Karen E Eldridge Powers

(74) *Attorney, Agent, or Firm* — Steven Rinehart

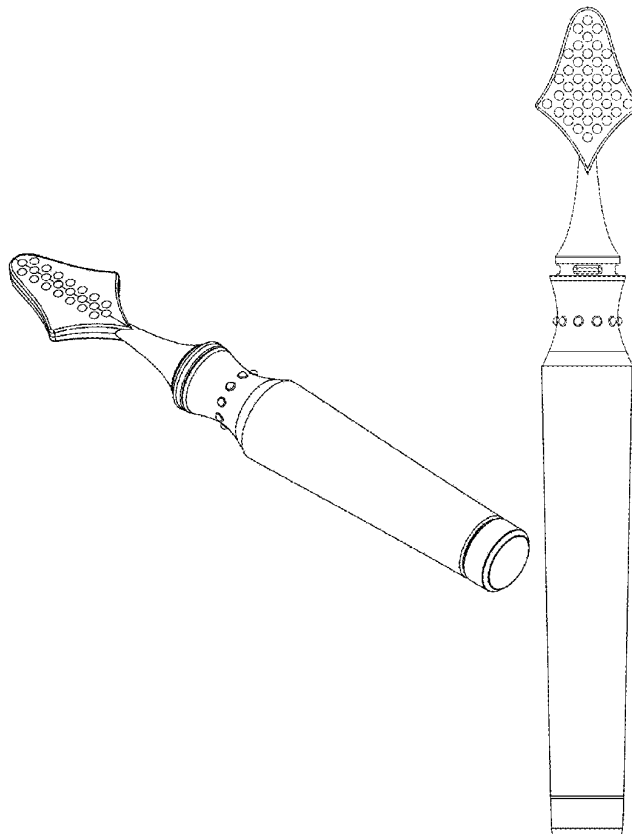
(57) **CLAIM**

I claim the ornamental design for a brush assembly, as shown and described.

DESCRIPTION

FIG. 1 shows an isometric perspective view of brush assembly in accordance with my design;
FIG. 2 shows a forward view thereof;
FIG. 3 shows a left side view thereof;
FIG. 4 shows a right side view thereof;
FIG. 5 shows a rear view thereof;
FIG. 6 shows a lower view thereof; and,
FIG. 7 shows a top view thereof.

1 Claim, 6 Drawing Sheets



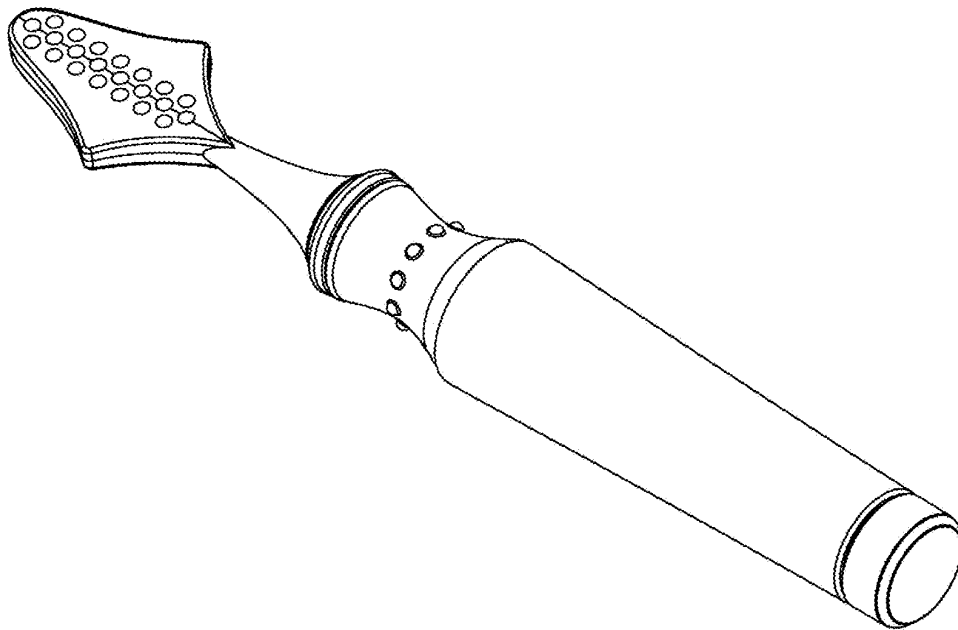


FIG. 1

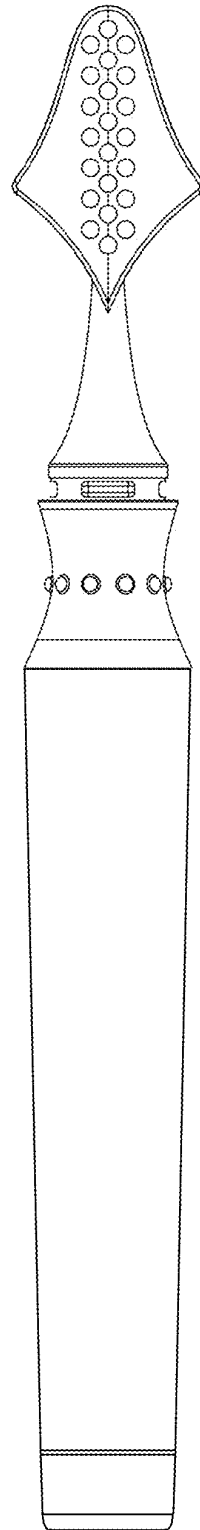


FIG. 2




FIG. 3




FIG. 4




FIG. 5

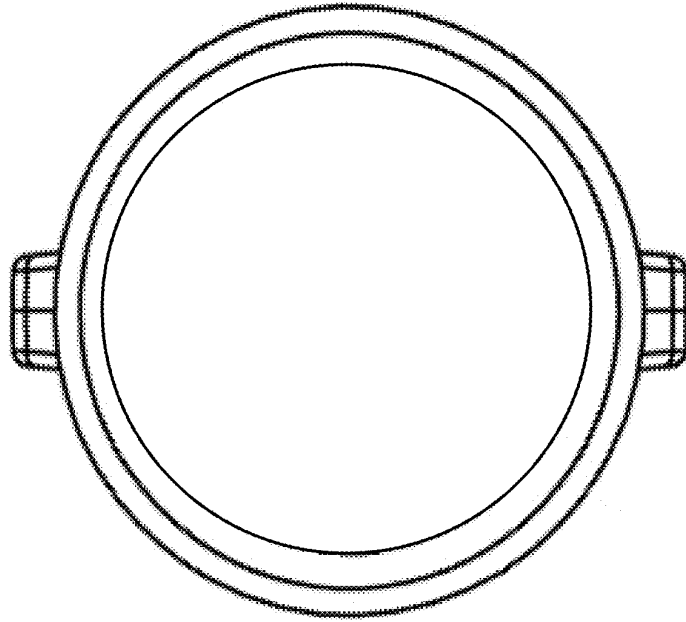


FIG. 6

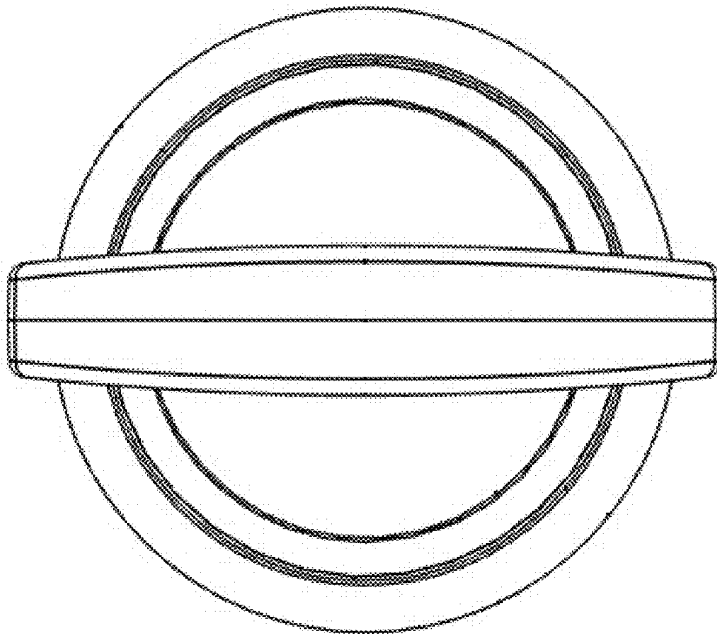


FIG. 7